

# Early Childhood Education and Assistance Program, Head Start and Early Head Start

Washington State Profile 2011



Washington State Department of  
**Early Learning**

# Table of Contents

---

<b>Acknowledgements</b> .....	<b>1</b>
<b>Why Is Early Learning Important?</b> .....	<b>2</b>
Importance of the Early Years .....	2
Benefits of High-Quality Early Learning.....	2
<b>What Are ECEAP, Head Start and Early Head Start?</b> .....	<b>4</b>
Purposes .....	4
Program Descriptions.....	4
<b>How Do These Programs Work?</b> .....	<b>6</b>
Comprehensive Services .....	6
Similarities and Differences .....	7
Table 1. Comparison of ECEAP, Head Start and Early Head Start .....	7
Table 2. Income Eligibility Guidelines (2011) .....	13
<b>What Do These Programs Look Like in Washington?</b> .....	<b>14</b>
Program Information .....	14
Figure 1. Total Funded Enrollment (Slots), Children Ages 0-5, 2010-11.....	14
Key .....	14
Figure 2. Head Start-Eligible 3- and 4-year-olds Served/Not Served in ECEAP and Head Start, 2010-11 .....	15
Table 3. Summary of Programs in Washington, 2010-11 .....	16
<b>Child Age, Race, Ethnicity and Home Language</b> .....	<b>17</b>
Figure 3. Age of Children in ECEAP, Head Start and Early Head Start (2009-10).....	17
Figure 4. Race of Children in ECEAP, Head Start and Early Head Start (2009-10).....	17
Figure 5. Ethnicity of Children in ECEAP, Head Start and Early Head Start (2009-10).....	18
Figure 6. Home Languages of Children in ECEAP, Head Start and Early Head Start (2009-10) .....	18

**What Are the Benefits for Children and Families? .....19**  
National Results .....19  
State Results.....20  
Table 4. Percent of 4-Year-Old ECEAP Children Rating at Highest Steps  
of Creative Curriculum Developmental Continuum, 2009-10 .....21  
Table 5. Teacher Education, Comparing 2006-07 and 2009-10 .....23

**How Do These Programs Work Together and Within Washington’s Early Learning  
System? .....24**  
Local Coalitions and Partnerships .....24  
Statewide Organizations and Initiatives .....25

**How to find programs .....28**  
Local Programs.....28  
State Resources.....28  
General Information Sources .....28

**Sources .....29**

**Appendix A: Organizations that Operate ECEAP, 2010-11 .....32**

**Appendix B: Organizations that Operate Head Start/Early Head Start, 2010-11 .....34**

**Appendix C: Tribal Nations/Organizations that Operate American Indian/Alaska Native  
Head Start and Early Head Start, 2010-11 .....36**

**Appendix D: Organizations that Operate  
Migrant and Seasonal Head Start, 2010-11.....36**

## Acknowledgements

---

Enthusiastic thanks go to the staff of ECEAP, Head Start and Early Head Start programs in Washington. Every day, they work tirelessly to improve the lives and futures of more than 25,000 children and their families.

Thank you also to those who participated in creating this Profile:

### **Department of Early Learning (DEL) Staff:**

- Kaelyn Bristol: Head Start–State Collaboration Office (HSSCO)
- Jennifer Jennings-Shaffer: HSSCO
- Joyce Kilmer: Early Childhood Education and Assistance Program (ECEAP)
- Kelli Bohanon: Assistant Director, Partnerships and Collaboration Division
- Amy Blondin: Communications
- Elizabeth Winter: Communications

### **Head Start State Collaboration Office/ECEAP Advisory Committee:**

- Joel Ryan: Washington State Association of Head Start and ECEAP (WSA)
- Judy King: Parent and Caregiver Engagement, DEL
- Karen Walker: Early Support for Infants and Toddlers (ESIT), DEL
- Patty Allen: Spokane County Head Start and ECEAP
- Sheryl Garrison: Child Care Action Council
- Rebecca Heinrich: Project LAUNCH, Department of Health
- Michael Luque: Children’s Administration, Department of Social and Health Services
- Sandy Junker: Lower Columbia College Head Start and ECEAP
- Claire Wilson: Puget Sound Educational Service District ECEAP
- April Ritter: WSA Parent Ambassador
- Barbara Myers: Licensing, DEL
- Dee West: Opportunity Council Head Start and ECEAP
- Maria Wilson: Head Start Training and Technical Assistance
- Nancy Liedtke: Aberdeen School District ECEAP

### **Office of Head Start, Region X, Admin. for Children & Families:**

- Morgan Dutton

### **Washington State Association of Head Start and ECEAP:**

- Katy Warren

**The many Head Start and ECEAP Directors who provided feedback.**

## Why Is Early Learning Important?

---

Washington state's Early Childhood Education and Assistance Program (ECEAP, pronounced "e-cap"), Head Start, Early Head Start and other high-quality early learning programs help young children enter school ready to succeed. The science on children's brain development is clear: The years from birth through age 5 are crucial.

### Importance of the Early Years

Studies in the past two decades have shown that the early years lay the foundation for children's success in life or create early roadblocks<sup>1</sup>. Key findings are:

- Children are born learning.
- The first five years of life are a time of tremendous growth. Children are growing physically, socially, emotionally and intellectually.
- Children's brains grow more rapidly in these early years than at any other time of life.
- Children are naturally eager to learn. Their environment has a major impact on their capacity to learn.
- A safe, caring and nurturing environment boosts a child's ability to learn. So do stimulating activities and interactions with parents and caregivers.
- The reverse is also true. A child who experiences extreme poverty, neglect, abuse, family violence or substance abuse, or whose parents have severe depression, may be in a constant state of stress. This toxic stress disrupts the child's brain growth and can impact all areas of development.
- Other risk factors may pose challenges to a child's well-being and learning. These include: low income; disparities because of race, ethnicity or language; parental education level; having under- or unemployed parents; and living in a single-parent household. Having more than one risk factor multiplies the risk. Children with these risk factors can start showing poor outcomes as early as 9 months of age.
- Effects are long lasting. Brain circuits become stable as children age. It is possible for children to adapt later on, but interventions are more difficult and expensive.

### Benefits of High-Quality Early Learning

High-quality early learning programs promote children's learning and development. These programs also mitigate the risk factors that some children face. Long-term studies of at-risk children in three high-quality early learning programs found benefits in the lives of participating children

---

<sup>1</sup>Bowman, Donovan, & Burns, 2000; Halle, Forry, Hair, Perper, et al., 2009; Shonkoff, 2006; Shonkoff & Phillips, 2000

even when they were in their mid-20s (Campbell, Ramey, Pungello, Sparling, & Miller-Johnson, 2002; Reynolds, Temple, White, Ou & Robertson, 2011; Schweinhart, 2005).

These studies identified the key elements of quality in early learning: small class size, a high ratio of teachers-to-children, teachers who are well-educated and well-compensated (which results in lower turnover in staff and improved adult-child interactions), parents' involvement in their child's education and a focus on the whole child (Galinsky, 2006). A "whole child" focus means addressing all areas of a child's development: physical well-being, health and motor development; social and emotional development; approaches toward learning; cognition and general knowledge; and language, literacy and communication. The whole child approach recognizes that growth in any one of these areas influences and depends on growth in another area (State of Washington, 2005).

The studies found several benefits of high-quality early learning programs:

- **Cognitive development:** Children in the high-quality programs scored higher than their peers in school readiness tests, had better language skills (including skills in English for those whose home language was not English) and math skills (Peisner-Feinberg, et al., 1999; Vecchiotti, 2001).
- **Social and emotional skills:** Children in these programs were more interested in school and more motivated to learn, had more social skills and worked well with others, including both teacher and classmates (Barrueta-Clement, Barnett, Schweinhart, Epstein, & Wiekart, 1984; Whitebrook, Howes & Phillips, 1989).
- **Long-term academic success:** The children were less likely to need remedial education or to be held back a grade, and more likely to graduate from high school and attend a four-year college (Barnett, 1995; Reynolds, Temple, White, Ou & Robertson, 2011).
- **Good investment:** Researchers and economists estimate that for every \$1 invested, high-quality comprehensive early learning programs return direct and indirect benefits to society of between \$3 and \$25. As adults, the children who were in high-quality early learning programs had higher earnings, paid more taxes, were healthier and were less likely to require welfare or criminal justice costs (Barnett, 1996; Pew Center for the States, 2011; RAND Corporation; 2008, Reynolds, Temple, White, Ou & Robertson, 2011).

The benefits from participation in high-quality early learning programs directly apply to school readiness and help prepare children and families to succeed in school and in life.

### Small Children, Big Gains

It was Jack's first day of kindergarten at Beacon Hill International Elementary. He came prepared with his backpack, pencils and paper. He felt a little nervous but managed not to cry or run back into his parents' arms when they dropped him off. Although his family just immigrated to the United States four years ago, he could understand what his teachers were saying and even met a new friend. His time at Denise Louie Education Center prepared Jack for this day. He knew how to speak English. He knew how to write his name. He had made friends in Head Start. Jack also had a problem with his eyes, but it was caught in Head Start. So he came to school not only with new pencils in his backpack, but with new glasses, too.

*—Janice Deguchi, Director, Denise Louie Education Center (Seattle)*

# What Are ECEAP, Head Start and Early Head Start?

## Purposes

ECEAP, Head Start and Early Head Start are high-quality early learning programs that aim to ensure that the most vulnerable children in Washington enter kindergarten healthy and ready to succeed. They provide free, comprehensive early learning, health and family services to children and their families who are low-income or who face circumstances that make it difficult for them to be ready for school. Early Head Start also provides services to low-income pregnant women. Together these programs are a vital part of the early learning system in Washington.

## Program Descriptions

- **ECEAP:** A high-quality program serving low-income children who are 3 through 5 years old, but not yet eligible for kindergarten, and their families in Washington. The state contracts with 40 local organizations to provide ECEAP.
- **Head Start:** A national, high-quality early learning program for low-income children who are three through five years old, but not yet eligible for kindergarten, and their families. The federal government provides grants to 30 local organizations in Washington for these services.
- **Early Head Start:** A national, high-quality program to promote healthy prenatal outcomes through services to low-income pregnant women, and promote early learning through services for low-income children from birth to 3 years old and their families. As with Head Start, the federal government provides grants to 27 local organizations in Washington to offer these services.
- **Migrant and Seasonal Head Start:** A national, high-quality early learning program that serves low-income children birth through 5 years old, but not yet eligible for kindergarten, and their families who are migrant and seasonal farm workers. The federal government provides grants to local organizations to offer these services. There are two grantees in Washington.


### “Hoyt” Makes a Good Morning at Port Gamble S’Klallam

“Every morning you’ll see our staff arriving and preparing for families who bring their children to our center so they can go to work. Our bus driver gets ready for the first of six runs around 7:45 a.m. Transportation to and from the center is key to our success, since many of our families do not have reliable cars. Children follow the colored tiles in the entrance hallway, eager to say “hoyt” (“hello” in S’Klallam) to their friends and staff. The smell of breakfast is a signal to the children that the day will feed their bodies and minds. Six classrooms are filled with infants, toddlers and preschoolers exploring, talking, sharing and growing together. If it is a Wednesday, the children and staff walk to the Longhouse after lunch, and share a few songs and dances. An uncle or grandfather might join and spend time in the circle. Our teachers and staff support a link to history and increase our knowledge of who the Strong People (S’Klallam) are.”

– *Jaclyn Haight, Director, Port Gamble S’Klallam Early Childhood Education Program*

- **American Indian/Alaska Native (AI/AN) Head Start and Early Head Start:** A national, high-quality early learning program that serves low-income American Indian and Alaska Native children birth through 5 years old, but not yet eligible for kindergarten, and their families. The federal government provides grants to tribal nations and organizations who provide these services. There are 17 grantees providing American Indian Head Start and eight providing American Indian Early Head Start services in Washington state.

For more specific information about who is eligible for these programs, see Tables 1 and 2.





## How Do These Programs Work?

### Comprehensive Services

ECEAP, Head Start and Early Head Start provide three important and interconnected services: early learning, health, and family engagement/support.

**Early Learning.** Early learning experiences are designed to fit each child's individual needs and developmental level. Children in ECEAP, Head Start and Early Head Start receive developmental screenings to identify needs and areas of concern, such as a possible delay or disability. Teachers regularly assess children's progress in cognitive, social/emotional, language/literacy and physical development. The assessment results allow classroom staff to adjust curriculum and instruction for individual children and whole classrooms. Each grantee/contractor also uses this information to drive agency-wide decision making.

**Health.** Health is a critical aspect of children's school readiness. Children can't learn optimally if they are unhealthy, or have vision or hearing problems. Staff work with families to attain medical and dental coverage. They help establish a medical and dental home for each child, a place where the child can receive regular and ongoing coverage. Children receive health screenings to check vision, hearing, height and weight. Each child also receives a medical well-child exam and dental screening, and any needed follow-up treatment, while in the program. Families are referred to community health, mental health and nutrition services, as needed, for follow-up evaluation and treatment. While children are in the programs, the staff and parents continue to monitor their health and access to care.

ECEAP, Head Start and Early Head Start also promote the children's health and physical development by providing healthy meals and snacks, safe indoor and outdoor settings for play and movement, and nutrition and health education.

**Family Engagement and Support.** ECEAP, Head Start and Early Head Start recognize that parents are their child's first and most important teachers. Children's learning improves when programs involve their parents and respect their language and culture. ECEAP, Head Start and Early Head Start invite parents to get involved in a variety of ways. For example, parents can volunteer in the classroom or serve on a policy council. Many grantees/contractors offer workshops in parenting skills and child development. All three programs also work with families to help them assess their own priorities and needs, set goals—such as for self sufficiency, education, housing or employment—and make progress toward those goals. For example, if parents want to get a better job, the staff might help them find and enroll in a general education diploma (GED) or job training program. Programs also support parents' leadership development and involve parents in program decision making.

### Teachers Team Up for School Readiness

"Head Start teachers from Enterprise for Progress in the Community (EPIC) are collaborating with preschool and kindergarten teachers in the Toppenish, Union Gap and Yakima School Districts to align their curriculum and help children meet kindergarten expectations. In the Union Gap School District, what is really exciting is that our Head Start operates for half the day and Union Gap's preschool the other half out of the same classroom. EPIC and Union Gap teachers cross over into both classes and co-teach. The preschool and kindergarten teachers also interact regularly to ensure a smooth transition for these children."

– Mamie Barboza, Associate Director of Direct Services, EPIC (Yakima)

## Similarities and Differences

ECEAP, Head Start and Early Head Start have performance standards to ensure quality in the areas of administration; child recruitment, eligibility and prioritization for enrollment; staff qualifications; health and safety; education and family support. The Washington State Department of Early Learning (DEL) monitors and enforces ECEAP quality. The federal government (Administration for Children and Families – Office of Head Start) does the same for Head Start and Early Head Start.

The following chart shows key ways that ECEAP, Head Start and Early Head Start are similar and different. Eligibility differs slightly among ECEAP, Head Start and Early Head Start, but is based on the child’s age, family income and specific risk factors. Minimum classroom hours per year vary, with Head Start and Early Head Start providing more hours than ECEAP.

Note: The term “slots” in the table below and elsewhere in this Profile refers to the number of spaces for children that a program funds. For example, a grantee or contractor with 100 slots has the funding to serve a total of 100 children at any given time. Because of turnover, that grantee/contractor may serve more than 100 children over the course of a year.

**Table 1. Comparison of ECEAP, Head Start and Early Head Start**

	ECEAP	Head Start	Early Head Start
<b>Date Founded</b>	1985	1965	1995
<b>Funding Source</b>	State	Federal	Federal
<b>Average Funds per Slot to Grantees/ Contractors</b> <i>Per slot allocations vary by contractor/grantee.</i>	\$6,662 per slot	<ul style="list-style-type: none"> <li>Region X Head Start \$9,175 per slot</li> <li>AI/AN Head Start: \$8,423 per slot</li> </ul> <p>These amounts include the dedicated staff training and development funds.</p>	<ul style="list-style-type: none"> <li>Region X Early Head Start: \$13,155 per slot</li> <li>AI/AN Early Head Start: \$11,430 per slot</li> </ul> <p>These amounts include the dedicated staff training and development funds.</p>
		<ul style="list-style-type: none"> <li>Migrant and Seasonal Head Start (Birth through 5): \$8,409 per slot</li> </ul>	
<b>Local Match</b>	No required match, but many contractors receive local contributions.	20% local match required (can be in-kind).	Same as Head Start

	<b>ECEAP</b>	<b>Head Start</b>	<b>Early Head Start</b>
<b>Administration</b>	Washington State Department of Early Learning: Eight staff design, contract, provide oversight, monitor, and provide training and technical assistance.	US Department of Health and Human Services/ Administration for Children and Families. Larger staff than ECEAP in relation to program size, including federal staff for design and distribution of funds; regional staff for oversight and monitoring; and contracted staff for training and technical assistance.	Same as Head Start
<b>Grantees/ Contractors</b>	The state contracts with local organizations to operate ECEAP sites. Contractors may be public or private nonsectarian organizations, including school districts, educational service districts, community and technical colleges, local governments, or nonprofit organizations.	The federal Office of Head Start provides grants to operate Head Start and Early Head Start sites. Grantees may be any local public or nonprofit agency, including community-based and faith-based organizations, government agencies, tribal governments or for-profit agencies.	Same as Head Start
<b>Available Slots for Children 2010-11</b>	8,024 slots	<ul style="list-style-type: none"> <li>• 9,931 in Region X Head Start</li> <li>• 1,074 in AI/AN Head Start</li> </ul>	<ul style="list-style-type: none"> <li>• 2,446 in Region X Early Head Start</li> <li>• 341 in AI/AN Early Head Start</li> </ul>
		3570 in Migrant and Seasonal Head Start (birth through 5 years)	
<b>Ages of Children Served</b>	3 and 4 years old by August 31 of the school year, with a priority for 4-year-olds  In 2009-10, 79% of ECEAP children were 4 years old at the beginning of the school year; 21% were 3 years old.	3 years – 5 years  In 2009-10, 66% of Region X Head Start and AI/AN Head Start children were 4 years old; 34% were under 4 years old.	Birth – 3 years  In 2009-10, 34% of the children served in Region X Early Head Start and AI/AN Early Head Start were under 1 year old; 66% were 1 year or older.
		Migrant and Seasonal Head Start (birth through 5 years):  In 2009-10 17% of Migrant and Seasonal Head Start children were 4 years old; 21% were 3 years old, 36% were 1 or 2 years old and 26% were under 1 year old.	

	ECEAP	Head Start	Early Head Start
<p><b>Eligible Populations</b></p> <p><i>Of eligible children and families, the most vulnerable are prioritized for enrollment in the limited slots</i></p>	<ul style="list-style-type: none"> <li>Families up to 110% of federal poverty level – see Income Eligibility Guidelines table below</li> <li>Families not income-eligible but impacted by development risk factors (e.g., delays) or environmental risk factors (e.g., child protective services involvement,) up to 10% of enrolled children statewide.</li> <li>Children who qualify for the special education, regardless of income</li> <li>Children in foster care or receiving TANF qualify based on income.</li> <li>Children from families with the lowest incomes, homeless, in foster care or with multiple risk factors are prioritized for the limited slots.</li> </ul>	<ul style="list-style-type: none"> <li>Families up to 130% of federal poverty level (prioritizing those below 100%) – see Income Eligibility Guidelines table below</li> <li>Families not income-eligible but impacted by development risk factors (e.g., delays) or environmental risk factors (e.g., child protective services involvement) (up to 10% per grantee)</li> <li>Children with special needs (required to be 10% of enrolled children)</li> <li>Children who are homeless, in foster care or child welfare, or receiving TANF, regardless of income</li> </ul>	<ul style="list-style-type: none"> <li>Same as Head Start</li> </ul> <p>Plus</p> <ul style="list-style-type: none"> <li>Pregnant women up to 130% federal poverty level (prioritizing those below 100%) – see Table 2 for Income Eligibility Guidelines</li> </ul>
<p><b>Children with Risk Factors – 2009-10</b></p>	<ul style="list-style-type: none"> <li>Foster Care: 3%</li> <li>Homeless: 7%</li> <li>Individualized Education Program (IEP) for children with disabilities: 9%</li> </ul>	<ul style="list-style-type: none"> <li>Foster Care: Head Start 4%; AI/AN Head Start 10%</li> <li>Homeless: Head Start 6%; AI/AN Head Start 3%</li> <li>Individual Education Program (IEP) for children with disabilities: Head Start 13%; AI/AN Head Start 16%</li> </ul>	<ul style="list-style-type: none"> <li>Foster Care: Early Head Start 5%; AI/AN Early Head Start 11%</li> <li>Homeless: Early Head Start 9%; AI/AN Early Head Start 3%</li> <li>Individualized Family Service Plan (IFSP) for children with disabilities: Early Head Start 14%; AI/AN Early Head Start 8%</li> </ul>
		<p>Migrant and Seasonal Head Start (Birth through 5 years)</p> <ul style="list-style-type: none"> <li>Foster Care: less than 1%</li> <li>Homeless: 2%</li> <li>Individual Education Program (IEP) for children with Disabilities: 2%</li> </ul>	

	<b>ECEAP</b>	<b>Head Start</b>	<b>Early Head Start</b>
<b>Program Design</b>	Classroom-based	Center-based (classroom), home-based, or a combination of the two, depending on community need.	Same as Head Start.
<b>Minimum Hours per Year</b>	Minimum of 320 preschool classroom hours per year.	Minimum of 448 preschool classroom hours per year for center-based programs.	Same as Head Start for center-based programs.  Home-based option includes weekly 90-minute visits and bi-monthly group socialization opportunities.
<b>Family Partnership</b>	3 hours of family support and 3 hours of parent-teacher conferences per child per year.	At least 3 home visits per child per year for center-based programs.	Same as Head Start
<b>Health Screening and Exam</b>	Child receives a health and developmental screening, a well-child exam and a dental screening within 90 days.	Child receives a health and developmental screening within 45 days of enrolling in the program, and a well-child exam and a dental screening within 90 days.	Same as Head Start



	ECEAP	Head Start	Early Head Start
<b>Teacher Qualifications</b>	<p>Lead teachers must have one of the following:</p> <ul style="list-style-type: none"> <li>• Associate degree or higher with 30 quarter credits in early childhood education; or</li> <li>• A Washington state teaching certificate with an endorsement in Early Childhood Education (PreK-3) or in Early Childhood Special Education.</li> </ul> <p>Assistant teachers must have one of the following:</p> <ul style="list-style-type: none"> <li>• 12 quarter credits in early childhood education; or</li> <li>• A CDA credential.</li> </ul>	<p>As of 10/1/2011, a teacher in each classroom must have one of the following:</p> <ul style="list-style-type: none"> <li>• Associate, bachelor's or advanced degree in early childhood education.</li> <li>• Associate, bachelor's or advanced degree in a related field and coursework equivalent to a major relating to early childhood education, with experience teaching preschool.</li> <li>• Bachelor's degree, admission to the Teach for America program, success in an early childhood content exam, and attendance at a Teach for America summer training institute that includes teaching preschool children.</li> </ul> <p>Starting in 2013:</p> <ul style="list-style-type: none"> <li>• 50% of the lead teachers in center-based Head Start agencies nationwide must have at least a bachelor's degree in early childhood education or related field with coursework equivalent to a major in early childhood education.</li> <li>• All teaching assistants in center-based Head Start agencies must have: <ul style="list-style-type: none"> <li>• A child development associate (CDA) credential or be enrolled in a CDA program to be completed in 2 years or</li> <li>• Have an associate or bachelor's degree in any area or be enrolled in a program leading to this degree.</li> </ul> </li> </ul>	<p>Currently center-based Early Head Start teachers must have at least:</p> <ul style="list-style-type: none"> <li>• A CDA credential</li> <li>• Training or equivalent coursework in early childhood development.</li> </ul> <p>As of 09/30/2012, all Early Head Start teachers must have:</p> <ul style="list-style-type: none"> <li>• A CDA credential</li> <li>• Training or equivalent coursework in early childhood development with a focus on infant and toddler development.</li> </ul>

	<b>ECEAP</b>	<b>Head Start</b>	<b>Early Head Start</b>
<b>Staff Training and Development</b>	<p>ECEAP lead teachers and family support specialists must attend at least 15 hours of professional development workshops or classes per year.</p> <p>All staff who work with children must have training in first aid and infant/child cardiopulmonary resuscitation; disaster planning; and preventing, identifying and reporting child abuse and neglect.</p> <p>DEL provides training and technical assistance to ECEAP. Contractors support additional training with their regular per slot funds.</p>	<p>Teachers must attend at least 15 hours of professional development workshops or classes per year.</p> <p>All staff who work with children must have training in first aid and infant/child cardiopulmonary resuscitation; disease prevention; disaster planning; and preventing, identifying and reporting child abuse and neglect.</p> <p>50% of federal Head Start training and technical assistance funds are distributed directly to grantees for staff training and development.</p>	Same as Head Start
<b>Early Learning Framework (Outcomes)</b>	<p>ECEAP contractors must use an early learning framework to plan developmentally appropriate early childhood education. This framework informs the environment, daily routine, curriculum, adult-child interactions, guidance, screening and referral, assessment and individualization, and parent-teacher conferences. The curriculum must be aligned with the Washington State Early Learning and Development Benchmarks.</p>	<p>Head Start’s Child Development and Early Learning Framework guides staff and parents in selecting curricula and assessment tools to support each child in making progress. The framework uses 11 areas of knowledge and development, or “domains” that are comparable to the domains and sub-domains of the Washington State Early Learning and Development Benchmarks.</p>	<p>There is not yet an early learning framework for Early Head Start, but there are specific Early Head Start performance standards that address learning and development expectations for infants and toddlers.</p>

The income guidelines for ECEAP, Head Start and Early Head Start are keyed to the federal poverty guidelines, also called federal poverty level, as shown in the table below.

**Table 2. Income Eligibility Guidelines (2011)**

Number of people in family	Poverty Guidelines	110% of Poverty (maximum for ECEAP)	130% of Poverty (maximum for Head Start)
1	\$10,890	\$11,979	\$14,157
2	\$14,710	\$16,181	\$19,123
3	\$18,530	\$20,383	\$24,089
4	\$22,350	\$24,585	\$29,055
5	\$26,170	\$28,787	\$34,021
6	\$29,990	\$32,989	\$38,987
7	\$33,810	\$37,191	\$43,953
8	\$37,630	\$41,393	\$48,919

**Source:** HHS, Annual Update of the HHS Poverty Guidelines, Federal Register, 76:13, Jan. 20, 2011, pp. 3637-38





# What Do These Programs Look Like in Washington?

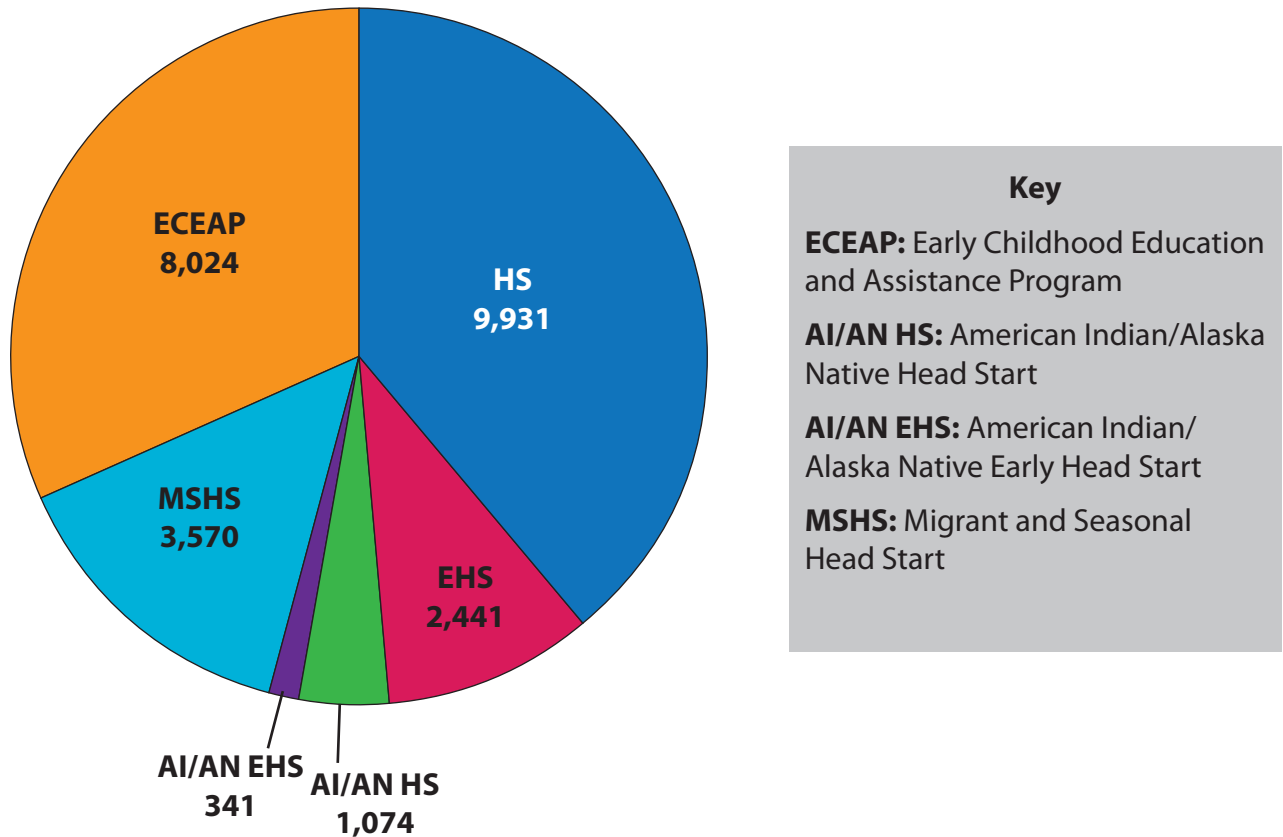
## Program Information

**Grantees/Contractors.** In Washington, 40 organizations operate ECEAP. Fifty one organizations operate Head Start, Early Head Start, American Indian/ Alaska Native Head Start, American Indian/ Alaska Native Early Head Start and/or Migrant and Seasonal Head Start. Twenty-two of these organizations operate multiple programs (e.g., Head Start and ECEAP). Collectively, these programs are offered in all but one of Washington’s 39 counties—all except Garfield County, which has a sparse population and few eligible families.

For a list of the organizations operating the programs in Washington, including their funded enrollment (number of “slots”) and the amount of their funding, see Appendices B, C, D and E.

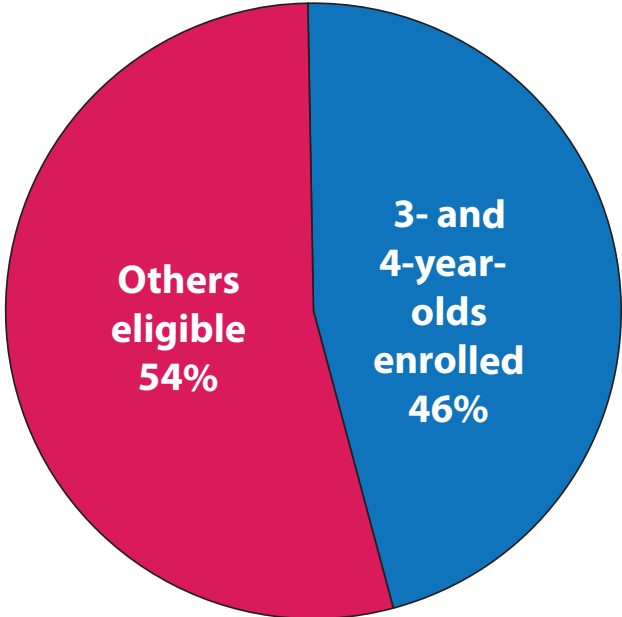
**Enrollment.** The 2010-11 funding enables ECEAP contractors and Head Start and Early Head Start grantees to serve a total of 25,381 children. See Figure 1 and Table 3.

**Figure 1. Total Funded Enrollment (Slots), Children Ages 0-5, 2010-11**



**Unserved, Eligible Children.** The available funding enables grantees/contractors to serve only a fraction of the children and pregnant women who are eligible and would benefit from these services. DEL, in partnership with the state Office of Financial Management, estimates that in 2010-11, ECEAP and Head Start are able to serve 46 percent of the Head Start-eligible 3- and 4-year-olds. A total of 23,900 eligible 3- and 4-year-olds are not served because of lack of space (see Figure 2). Of these, 18,600 are eligible for ECEAP. The rate of unserved children and pregnant women eligible for Early Head Start is not known but is presumably higher since there are few Early Head Start slots available in Washington.

**Figure 2. Head Start-Eligible 3- and 4-year-olds Served/Not Served in ECEAP and Head Start, 2010-11**



**Table 3. Summary of Programs in Washington, 2010-11**

	ECEAP	Head Start	AI/AN HS	Migrant and Seasonal HS	Early Head Start	AI/AN EHS	State Total
<b>Sites and Enrollment</b>							
Number of Grantees/Contractors	40	30	17	2	27	8	124
Number of Sites	260	271	22	29	84	8	674ii
Number of Classes	602	598	63	253	108	17	1,641
Children: Total Funded Slots	8,024	9,931	1,074	3,570	2,441	341	25,381
Pregnant Women: Total Funded Slots					83	46	129
<b>Teachers</b>							
Number of Lead Teachers	402	649	65	541	199	39	1,894
Number of Assistant Teachers	383	573	80	385	35	2	1,517
Number of Home-Based Visitors	0	10	1	0	167	10	189
Number of Family Child Care Providers	0	13	0	18	0	0	31

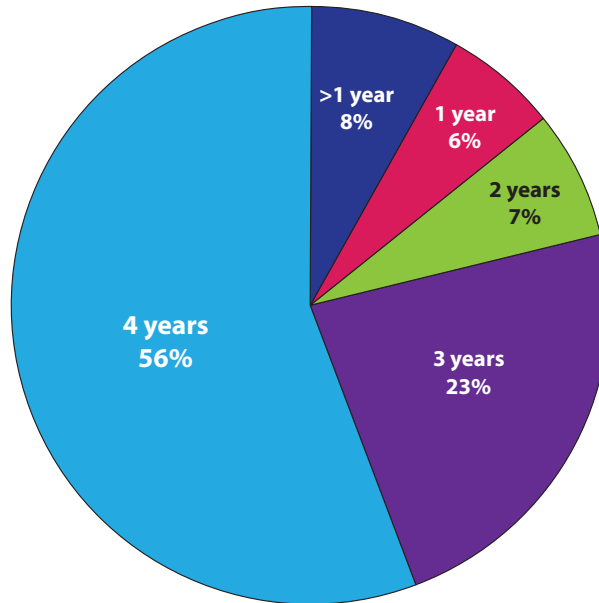
*1 An organization may operate multiple program types. Therefore, there are not actually 124 separate organizations operating these programs or 674 separate sites.*



## Child Age, Race, Ethnicity and Home Language

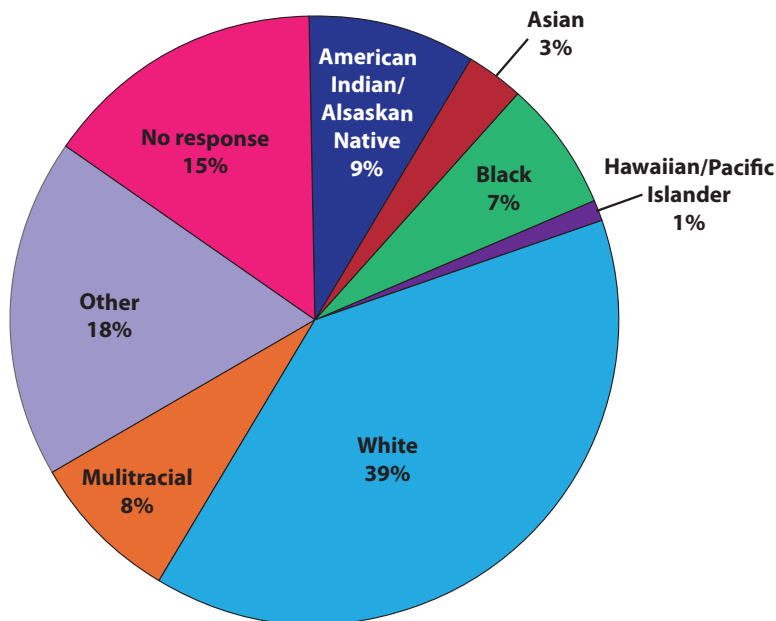
**Age.** More than half of the children in ECEAP, Head Start and Early Head Start in Washington are 4 years old; 79 percent are ages 3 or 4; and 21 percent are age 2 or under. Figure 3 shows the age of enrolled children.

**Figure 3. Age of Children in ECEAP, Head Start and Early Head Start (2009-10)**

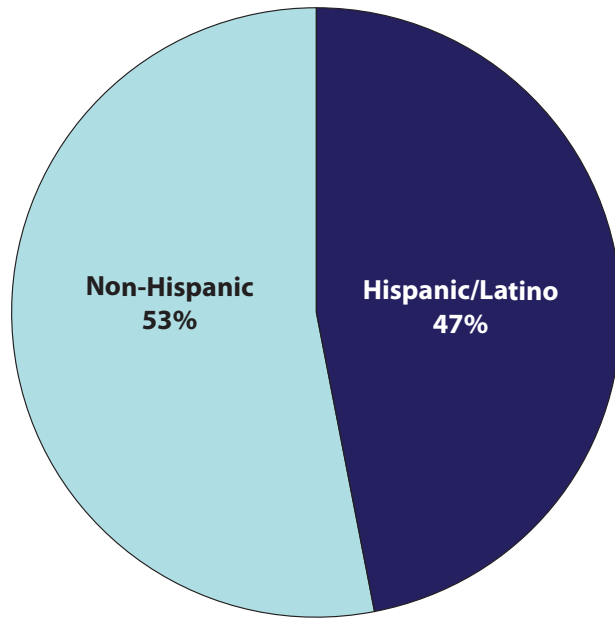


**Race and Ethnicity.** As in the general population in Washington, the largest racial group of children enrolled in ECEAP, Head Start and Early Head Start is white (39%). However, unlike the general population, the second largest enrolled racial group is American Indian/Alaska Native (9%). In terms of ethnicity, 47 percent of the children are Hispanic/Latino. A large proportion of families who identified as Hispanic/Latino marked their race as Other or did not identify a race (Hispanic/Latino describes ethnicity, so the children may be any race). Figures 4 and 5 show enrolled children by race and by ethnicity.

**Figure 4. Race of Children in ECEAP, Head Start and Early Head Start (2009-10)**

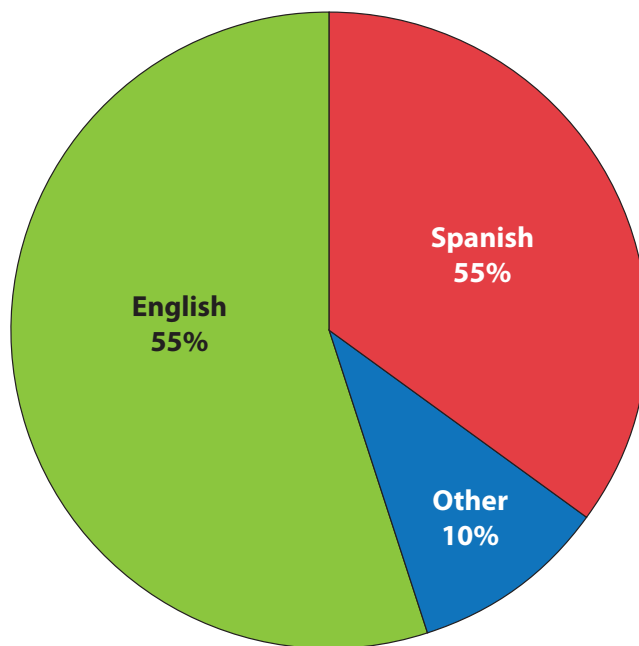


**Figure 5. Ethnicity of Children in ECEAP, Head Start and Early Head Start (2009-10)**



**Home Language.** The two main home languages for children in ECEAP, Head Start and Early Head Start are English (55%) and Spanish (35%). The figure below shows the distribution of languages of all children in these programs.

**Figure 6. Home Languages of Children in ECEAP, Head Start and Early Head Start (2009-10)**



# What Are the Benefits for Children and Families?

## National Results

National research studies of Head Start and Early Head Start show these programs produce positive results for children and families. Head Start sponsored several studies of its outcomes of children and families currently in the programs and of Head Start graduates at the end of first grade. Below are highlights of the research findings (U.S. Department of Health and Human Services, 2006, 2010a; West, Malone, Hulsey, Aikens, & Tarullo, 2010).

**Health.** Head Start children have better health status and dental care than their peers.

**Social-Emotional Development.** Head Start and Early Head Start children have improved social-emotional skills:

- Head Start children demonstrate more social skills and fewer problem behaviors at the end of their second year in Head Start than their peers.
- Early Head Start children at age 3 have better social-emotional skills than comparable 3-year-olds.
- Head Start and kindergarten teachers report that Head Start children show good skills in attention and in persistence at a task.

**Early Learning.** Head Start children are better prepared for kindergarten:

- At age 3, have better cognitive and language skills than comparable 3-year-olds.
- Have substantial gains in word knowledge, letter recognition, vocabulary and writing skills compared to national norms.
- When the home language is not English, show significant gains in English vocabulary skills without a decline in their native language vocabulary.

**Family Outcomes.** National research indicates that five protective factors supported by ECEAP and Head Start reduce the incidence of child abuse and neglect. The factors are parent resilience, parent social connections, knowledge of parenting and child development, concrete supports in times of need, and children's social and emotional competence (www.strengtheningfamilies.org). Nationwide, Head Start and Early Head Start programs provide the following family outcomes:

- Early Head Start children are more able to engage with their fathers than children not in the program.
- By the end of Head Start or Early Head Start, parents read to children more often.

## Children and Parent Leadership Flourish

"After my divorce, I was a single mother on a very tight budget. I had no clue how I was going to afford daycare to go to work. At the laundromat, I saw a sign for ECEAP. I enrolled my twins. I met the teachers and the home health advocate, begrudgingly at first, all the while thinking, 'What's with all the questions? Why do you want to come to my home?'"

"After a while I realized my children were flourishing! They would come to me and show me what they learned, solve problems together and tell me about their friends. They were excited about learning!"

"I joined the Parent Policy Council, became Chair, and was able to see why and how it really works for our children. I took the opportunity to tell our state senators just how amazing I think this program is. I will continue to tell anyone who will listen: 'ECEAP works, and I am a proud parent of two graduates!'"

—Skamania County ECEAP program parent (from ECEAP Outcomes, 2009-10 School Year)

- Early Head Start parents are more emotionally supportive of their children than parents not in the program and use a wider range of child discipline strategies.
- Families in Head Start and Early Head Start stabilize their lives through referrals to community services, such as emergency food and shelter, and assistance with utility payments.

A recent, rigorous study of Head Start found that while children in the program advanced in several aspects of school readiness, most of these advantages appeared to have faded by the end of first grade (U.S. Department of Health and Human Services, 2010). However, organizations such as the Promising Practices Network have drawn different conclusions from the evidence, suggesting long-term benefits.

## State Results

Washington has specific data to show benefits to children and families who participate in ECEAP and in Head Start and Early Head Start (U.S. Department of Health and Human Services, Administration for Children and Families, 2007, 2010b; Washington State Department of Early Learning, 2010; Washington State Office of Community Development, 2001).

**Health.** ECEAP and Head Start ensure that children have access to medical and dental care; get up-to-date on well child exams, dental screening and immunizations; and receive follow-up treatment as needed before they start kindergarten. In 2009-10:

- 28 percent of ECEAP children were behind on their well-child exams when they enrolled, but only 4.4 percent were behind at the end of the year. Nine percent received medical treatment as a result of the exam.
- 50.7 percent of ECEAP children were behind on nationally-recommended dental screenings, but only 4.7 percent were behind at the end of the year. Eighteen percent received follow-up treatment as a result of this exam.
- The number of Head Start children with access to a continuous source of dental care increased 7.3 percent for Head Start children, 10.6 percent for Early Head Start children, 5.5 percent for American Indian Head Start children, 1.3 percent for American Indian Early Head Start children, and 24.8 percent for Migrant and Seasonal Head Start children.
- 16.4 percent of Head Start children were diagnosed as needing medical treatment through medical screenings, and 93.4 percent of those identified received treatment. For Early Head Start, 16 percent were diagnosed and 89.4 percent received treatment. For American Indian Head Start, 6.7 percent were diagnosed and 99 percent

## Referral Saves a Boy's Hearing

An ECEAP parent said she was thankful that we had tested her son's hearing and referred him to his pediatrician for a follow-up. The pediatrician referred him to a specialist, who told her that if she hadn't brought him in, her son would have permanently lost his hearing in one ear. The mom said she wouldn't have noticed the problem if it hadn't been for ECEAP. Because ECEAP tested her child's hearing early, he has no hearing loss at all!

—*Skagit County ECEAP program (from ECEAP Outcomes, 2009-10 School Year)*

received treatment. For American Indian Early Head Start, 6.3 percent were diagnosed and 100 percent received treatment. For Migrant and Seasonal Head Start, 12.5 percent were diagnosed and 98 percent received treatment.

- 3.5 percent of ECEAP children received vision care services as a result of in-class screening.
- Mental/behavioral health consultation was provided to parents or staff regarding 6.5 percent of ECEAP children.

**Social-Emotional Development.** ECEAP children show an increase in the “protective factors” that strengthen the child’s resilience while decreasing behavioral concerns. In 2009-10:

- The number of children showing strong protective factors grew from 19.2 percent in the fall to 36.9 percent by the spring.
- In the fall, 7.2 percent of children’s protective factors were in the “concerns” range. By spring, this was down to 2.5 percent. The remaining children were in the “typical” range.
- Approximately 200 children had extreme behavioral concerns when they started ECEAP, but no longer had them at the end of the ECEAP year.

**Early Learning.** For 2009-10, DEL collected learning outcomes for 48 percent of ECEAP children using the Creative Curriculum Developmental Continuum (CCDC). The table below shows the gains between the fall and the spring in the percent of 4-year-olds (in their pre-kindergarten year) who were rated at the two highest steps on the CCDC.

**Table 4. Percent of 4-Year-Old ECEAP Children Rating at Highest Steps of Creative Curriculum Developmental Continuum, 2009-10**

Skill/Knowledge Area	Fall 2009	Spring 2010
<b>Gross Motor Skills:</b> Running, Jumping, galloping	62.3%	97.1%
<b>Gross Motor Skills:</b> Throwing and kicking	44.5%	93%
<b>Fine Motor Skills:</b> Manipulating objects, such as writing tools	56.5%	96.1%
<b>Fine Motor Skills:</b> Eye-hand coordination	55.7%	96%
<b>Logical Thinking:</b> Classifying objects	31.2%	84.2%
<b>Logical Thinking:</b> Repeating and creating patterns	24.8%	80.8%
<b>Logical Thinking:</b> Position words, perspective	33.8%	84.5%
<b>Numbers:</b> Counting	53.8%	91.9%
<b>Language and Literacy:</b> Phonological awareness	23.1%	75%
<b>Language and Literacy:</b> Expressive language	54.4%	92.1%
<b>Literacy:</b> Print awareness	26.6%	71.1%
<b>Literacy:</b> Alphabetic knowledge	23.5%	73.4%
<b>Early Writing:</b> Writes legible letters, represents sounds with letters	41.9%	87.1%



**Family Outcomes.** ECEAP, Head Start and Early Head Start have similar approaches to family engagement. They are increasingly providing father involvement activities.

DEL conducted an ECEAP family outcomes pilot project in the 2009-10 school year, with these findings:

In the fall, 59 percent of ECEAP families stated that they knew the community programs and services that are available to help their child and family. By spring, 81 percent stated they had this knowledge.

- Families often meet with ECEAP staff and other professionals to discuss and plan for their children's education and development. Parents were asked if they were comfortable discussing their child's education and development with professionals. Between the fall and the spring, the percentage of families who expressed comfort with this activity rose from 86 percent to 96 percent. This skill will be useful as they support and advocate for their child's K-12 education.
- ECEAP staff provide parent education and information about child development and guidance. In the fall, 75 percent of families stated they knew how to help their child develop and learn, and how to behave in a way they would like. By spring, 90 percent stated they had this knowledge.
- Families are encouraged to extend ECEAP pre-literacy activities into their daily lives by reading with their children at home. In the fall, 55 percent of families were reading with their children more than three times a week. By spring, this had increased to 71 percent.

In addition, families credit ECEAP with helping them learn how to teach their child and be actively involved in their child's education. They said ECEAP included them as a full partner in making decisions about their child's education, provided parents with opportunities to learn from each other and helped them reach their family goals.

**Teacher Qualifications.** Research has shown that teachers who have education and/or experience in early childhood education provide higher quality early learning experiences. ECEAP has higher educational requirements for teachers and assistant teachers than licensed child care, but does not require a bachelor's degree and teacher certification for lead teachers as in kindergarten. Nationally, Head Start and Early Head Start are increasing their education requirements for teachers and assistant teachers, with stepped increases between 2009 and 2013. The education levels of early learning teachers in Washington have increased over the recent years. The table below compares teachers' and assistant teachers' education levels in 2006-07 and in 2009-10.

**Table 5. Teacher Education, Comparing 2006-07 and 2009-10**

Measure	ECEAP		Head Start		AI/AN Head Start		Migrant and Seasonal Head Start		Early Head Start		AI/AN Early Head Start	
	2006-07	2009-10	2006-07	2009-10	2006-07	2009-10	2006-07	2009-10	2006-07	2009-10	2006-07	2009-10
Total classroom teachers	324	402	677	649	67	65	435	541	129	199	19	39
% teachers w/ bachelor's or higher degree	41.8%	47.1%	35.7%	41.9%	32.8%	35.4%	3%	5.5%	27.9%	26.1%	26.3%	20.5%
Total assistant teachers	362	383	558	573	88	80	307	385	53	35	10	2
% asst teachers w/ associate or higher degree	19.7%	13.4%	7.7%	8.4%	1.1%	1.3%	0%	0.3%	9%	2.9%	0%	0%



## How Do These Programs Work Together and Within Washington's Early Learning System?

ECEAP, Head Start and Early Head Start are part of a range of programs and services for young children and their families in Washington. They link to and collaborate with each other and with other parts of Washington's early learning system. These connections help the organizations that operate ECEAP, Head Start and Early Head Start learn and share best practices, resource information and better understand what children need to transition into learning environments for the next age level. Below are some of the major collaborative efforts.

### Local Coalitions and Partnerships

**Early Learning Coalitions.** Early learning coalitions are active in Washington at both county and regional levels. Currently, all of Washington's 39 counties are involved in these efforts. The coalitions are diverse groups of people dedicated to improving early learning. Members include ECEAP, Head Start, child care providers, schools, higher education, health providers, businesses, community organizations and others who work on behalf of children and families. These groups promote early learning opportunities and awareness in local communities, and serve a critical role in facilitating state-to-local dialogue and coordination.

**Local Partnerships.** Local ECEAP contractors, and Head Start and Early Head Start grantees recognize the importance of forming strategic partnerships with education, health and social services in their communities. These partnerships are crucial in addressing the needs of the whole child in the face of scarce resources. Partnerships include sharing referrals with other service providers, connecting with community members and organizations who can provide in-kind services, ensuring that families have access to health and social services, and sharing infrastructure with other agencies and services. Partnerships differ based on the needs and resources of each community.

Two prominent areas of partnership are collaboration with child care programs and with school districts. Combining ECEAP, Head Start or Early Head Start with child care centers and family day care homes is an innovative way to meet the needs of low-income families who need full-time, five-day-a-week care for their young children. These partnerships ensure that families needing full-time care while they are working or in school are not excluded from high-quality ECEAP and Head Start early learning services. Another benefit is that the partnership promotes improved quality among participating child care providers and gives their teachers opportunities to participate in professional development.

### Examples of Local Partnerships

- The Yakima Housing Authority provided a building for EPIC's home visiting/classroom model.
- Port Gamble S'Klallam Early Childhood Education Program preschoolers visit a second grade classroom eight times a year. The children have a reading buddy and share an activity and a snack.
- Seattle Goodwill provides free ESL classes for parents at Denise Louie Education Center.
- Central Washington Oral Health Foundation/Kids Cavity Prevention Program and Yakima County Access to Baby and Child Dentistry Program provide child dental services, parent education and toothbrushes to ECEAP children.
- Nursing students at Lower Columbia College provide health education to Head Start/ECEAP families.
- Americorps volunteers assist with literacy at ECEAP sites in Spokane County.

School districts are increasingly investing in early childhood education as they recognize the importance of school readiness for children's success in school and in life. A recent survey (Speck, 2004) found that more than 40 percent of Washington's school districts operate or collaborate with ECEAP and/or Head Start programs. Nearly two-thirds of districts offer pre-kindergarten. More than 200 public schools in the state offer full-day kindergarten.

**Preschool to 3rd Grade Alignment (PreK-3rd ).** A large and growing movement has developed nationwide to advance a PreK-3rd approach to early education. Increasingly, communities in Washington are adopting this approach. It encompasses a coordinated continuum of services and practices across PreK, kindergarten and the early elementary grades. The aim is to improve and sustain the progress made in high-quality PreK programs and full-day kindergarten, increase effectiveness at each level of the continuum, and build on children's progress as they move through the levels. The Washington Early Learning Plan (2010) includes strategies for aligning PreK and K-3 instructional and programmatic practices. As part of this work, many communities also have started to offer coordinated professional development opportunities for teachers across the early learning continuum.

The Office of Superintendent of Public Instruction (OSPI), DEL and Thrive by Five Washington are encouraging and supporting communities in developing PreK-3rd networks. The annual "Starting Strong" conference, sponsored by OSPI, enables interested programs and schools to gain information about this approach from national experts and through peer learning. For more information, see OSPI's early learning webpage: [www.k12.wa.us/EarlyLearning/default.aspx](http://www.k12.wa.us/EarlyLearning/default.aspx).

## Statewide Organizations and Initiatives

ECEAP, Head Start and Early Head Start are involved in important statewide efforts to expand and align early learning opportunities. Connecting them all is the Washington Early Learning Plan (2010)— a 10-year roadmap to building an early learning system in Washington—and a joint resolution partnership among DEL, Thrive by Five Washington and OSPI to advance the strategies in the Early Learning Plan. The full plan and information on the joint resolution are available at: [www.del.wa.gov/plan](http://www.del.wa.gov/plan).

**Head Start State Collaboration Office (HSSCO).** Located in the Department of Early Learning, the HSSCO helps to develop and maintain state and local partnerships that benefit low-income children and families. The HSSCO works to coordinate federal, state and local policy to help unify the early care and education system in Washington. The HSSCO also coordinates activities with key state agencies, early childhood agencies, associations and other partners.

## Tracking Outcomes at the Local Level

Head Start and Early Head Start grantees track learning outcomes in a variety of ways. An example is a grantee that tracks HeadStart children's progress on the letter recognition goal agreed upon in partnership with the local school district. This data has been used to support program quality improvement efforts. The success of these efforts is reflected through the numbers:

- In 2003-04, the number of four-year-olds who met the goal was 33 percent.
- In 2009-10, the number of four-year-olds who met the goal increased to 65 percent.

Specific HSSCO projects and activities include:

- **Needs Assessment:** As directed by the Head Start Act of 2007, the HSSCO surveys Head Start/Early Head Start grantees annually regarding challenges and strengths. The results inform the HSSCO five-year strategic plan.
- **Dental Home Initiative:** The Office of Head Start Dental Home Initiative is a five-year effort to increase the number of Head Start and Early Head Start children with access to regular dental care (“dental homes”). The HSSCO serves as co-lead for the initiative in Washington.
- **Other initiatives:** The HSSCO participates in a variety of other partnerships and activities such as the annual Starting Strong Institute, revision of the state Early Learning and Development Benchmarks, Strengthening Families Washington, the Head Start Center for Inclusion of children with disabilities, Project LAUNCH to improve health outcomes for children birth to age 8, the Head Start and ECEAP Partnership for Quality, and a Head Start/ECEAP agreement with the State Department of Social and Health Services (DSHS) to access DSHS data to recruit eligible families.

**Washington State Association of Head Start and ECEAP (WSA).**

WSA is a nonprofit organization dedicated to providing educational opportunities for children, families and communities through high-quality training, collaboration and advocacy for ECEAP, Head Start and Early Head Start. WSA and its training arm, the Washington State Training Consortium, train teachers, staff, parents and ECEAP and Head Start directors. It provides forums for program staff and directors to share ideas and best practices, and plan program improvements. Its advocacy efforts explain to state and federal elected officials how their decisions affect low-income children and families. Membership includes parents, staff and directors from ECEAP, Head Start, Early Head Start, American Indian/Alaska Native Head Start and Migrant and Seasonal Head Start programs statewide.

**Early Learning Advisory Council (ELAC).** The Legislature established ELAC in 2007 to provide advice and recommendations to DEL about the state’s early learning strategies and actions. The council includes representation from the Head Start State Collaboration Office, Head Start grantees, state agencies, legislators, parents, higher education, child care, disabilities experts, local education agencies, independent schools, tribes, and the state’s public/private early learning partnership. Using State Advisory Council grant funds awarded through the Office of Head Start, the council is overseeing a variety of systems change efforts associated

**Partnerships Bring Benefits**

“Benton Franklin Head Start has found great support from many partners. For example, a partnership with WSU Tri-Cities has supported our outcomes tracking. With the Richland School District, we are looking at data for our children as they enter kindergarten, and developing a system to track them as they advance. Other partnerships directly benefit the families. For example, though a United Way-funded program, we partner with Yoke’s Markets to offer vouchers that parents can use only to buy fresh fruits and vegetables. When parents attend our parent meetings/trainings, they get a voucher plus recipes for healthy, low-cost meals.”

– James Skucy, Director,  
Benton Franklin Head Start

with implementation of the Washington State Early Learning Plan. Among these efforts is supporting the development of improved local governance structures and local-to-state governance collaboration mechanisms.

**Partnerships with Other Initiatives.** ECEAP, Head Start and Early Head Start are critical partners in key statewide projects and initiatives supporting the development of an early learning system in Washington. These include:

- **WaKIDS:** The Washington Kindergarten Inventory of Developing Skills is a statewide kindergarten readiness process, which the state pilot tested in 2010-11. The DEL ECEAP Administrator currently serves on the work group. Head Start providers and Head Start and ECEAP parents are on the statewide advisory committee. ECEAP and Head Start providers are participating in local WaKIDS early learning collaborations in their school districts.
- **Professional Development Consortium:** The consortium is a group of early learning and school-age experts and stakeholders that aims to create a clear and comprehensive professional development system in Washington for those who work with children birth through school-age. The consortium includes representatives from the Washington State Association of Head Start and ECEAP, and DEL staff from HSSCO and ECEAP. They submitted recommendations to the Legislature in December 2010.
- **Infant/Toddler Regional Hubs:** DEL is leading an effort to establish regional hubs designed to support increased quality for infant and toddler systems and services around Washington. Lead agencies for the 10 regions include Educational Service Districts, Resource and Referral agencies and United Ways. ECEAP, Head Start, Early Head Start, ESIT, Health, Early Learning Coalitions and Mental Health are among the multiple cross-sector partners engaged at state and local planning levels for this effort.
- **Home Visiting:** Washington is developing a system of high-quality home visiting services for vulnerable families. This includes state and private grants through the Home Visiting Services Account and a collaborative process to develop a statewide plan for home visiting as a part of federal health care reform. Early Head Start representatives are active on advisory committees.
- **Thrive Demonstration Communities:** These partnerships in White Center and East Yakima are models for how a community-wide approach to early learning can improve the development and school readiness of all children from birth to age 5. Supported by the Bill & Melinda Gates Foundation, these communities are part of Gates' Early Learning Initiative (ELI), designed to improve the school readiness of Washington state's children. ECEAP and Head Start providers in the demonstration communities are engaged as a vital element in the continuum of services provided to families.
- **Early Learning Guidelines:** Washington's Early Learning Guidelines (previously



called Early Learning and Development Benchmarks) initially were developed in 2005 and are being revised in 2011. They provide information about child development across a range of developmental domains and support families and early learning providers in helping children grow and learn. The HSSCO and local ECEAP and Head Start staff were involved in the development of the original Benchmarks and are currently engaged in the redesign workgroup.

## How to find programs

---

### Local Programs

- **ECEAP:** Download the ECEAP site locator at [www.del.wa.gov/care/find-hs-eceap](http://www.del.wa.gov/care/find-hs-eceap) or email [eceap@del.wa.gov](mailto:eceap@del.wa.gov).
- **Head Start or Early Head Start:** 1-866-763-6481 or search by state, city and state, or zip code at [eclkc.ohs.acf.hhs.gov/hslc/HeadStartOffices](http://eclkc.ohs.acf.hhs.gov/hslc/HeadStartOffices)

### State Resources

- **Department of Early Learning ECEAP office:** [www.del.wa.gov/eceap](http://www.del.wa.gov/eceap)
- **Head Start State Collaboration Office:** [www.del.wa.gov/partnerships/head-start](http://www.del.wa.gov/partnerships/head-start)
- **Washington State Association of Head Start and ECEAP:** [www.wsaheadstarteceap.com](http://www.wsaheadstarteceap.com)

### General Information Sources

- **Early Childhood Learning and Knowledge Center:** 1-866-763-6481 or [eclkc.ohs.acf.hhs.gov/hslc](http://eclkc.ohs.acf.hhs.gov/hslc)
- **Office of Head Start:** [www.acf.hhs.gov/programs/ohs](http://www.acf.hhs.gov/programs/ohs)

## Sources

---

- Barnett, S.W. (1996). Lives in balance: Age-29 benefit-cost analysis of the High/Scope Perry Preschool Program (Monographs of the High/Scope Educational Research Foundation, No. 11). Ypsilanti, Mich.: High/Scope Educational Research Foundation.
- Barrueta-Clement, J., Barnett, W., Schweinhart, L., Epstein, A., & Wiekart, D. (1984). Changed lives: The effects of the Perry Preschool Project on youths through age 19. (Monographs of the High/Scope Educational Research Foundation, No. 8). Ypsilanti, Mich.: High/Scope Educational Research Foundation.
- Bowman, B., Donovan, M. S., & Burns, M. S. (2000). Eager to learn. Washington, D.C.: National Research Council, National Academy Press.
- Campbell, F. A., Ramey, C. T. Pungello, E. T., Sparling, J., & Miller-Johnson, S. (2002). Early childhood education: Young adult outcomes from the Abecedarian Project. *Applied Developmental Science*, 6, 42-57.
- Childcare Quality and Early Learning Center for Research and Training. (2010). WaKIDS pilot: Preliminary Report. Seattle, WA: University of Washington College of Education. Retrieved from [www.del.wa.gov/development/kindergarten/pilot.aspx](http://www.del.wa.gov/development/kindergarten/pilot.aspx)
- Ewing Marion Kaufman Foundation. (2002). Set for success: Building on a strong foundation for school readiness based on the social-emotional development of young children. Kansas City, MO: Author.
- Galinsky, E. (2006). The economic benefits of high-quality early childhood programs: What makes the difference? (Prepared by the Families and Work Institute for the Committee for Economic Development). Retrieved from [familiesandwork.org/site/research/reports/ced.pdf](http://familiesandwork.org/site/research/reports/ced.pdf)
- Halle, T., Forry, N., Hair, E., Perper, K., Wandner, L., Wessel, J. & Vick, J. (2009). Disparities in early learning and development: Lessons from the Early Childhood Longitudinal Study – Birth Cohort (ECLS-B). Washington, DC: Child Trends.
- Head Start-State Collaboration Office. (2009). Washington state Head Start State Collaboration Office strategic plan, 2009 – 2013. Lacey, WA: Washington State Department of Early Learning. Retrieved from [www.del.wa.gov/partnerships/head-start/plan.aspx](http://www.del.wa.gov/partnerships/head-start/plan.aspx)
- National Education Goals Panel. (1997). Special early childhood report. Washington, DC: U.S. Government Printing Office. Retrieved from [govinfo.library.unt.edu/negp/reports/spcl.pdf](http://govinfo.library.unt.edu/negp/reports/spcl.pdf)
- National Education Goals Panel. (1998). Ready schools: A report of the Goal 1 Ready Schools Resource Group. Washington, DC: U.S. Government Printing Office. Retrieved from [govinfo.library.unt.edu/negp/reports/readysch.pdf](http://govinfo.library.unt.edu/negp/reports/readysch.pdf)
- Office of Head Start. (2010). Head Start Program Fact Sheet. U.S. Department of Health and Human Services, Administration on Families. Retrieved from [www.acf.hhs.gov/programs/ohs/about/fy2010.html](http://www.acf.hhs.gov/programs/ohs/about/fy2010.html)
- Peisner-Feinberg, E. S., et al. (1999). The children of the Cost, Quality, and Outcomes Study go to school. Chapel Hill, NC: University of North Carolina.
- Pew Center on the States. (2011, January). Paying later: The high costs of failing to invest in young children. (Issue Brief). Washington, DC: Author. Retrieved from [www.pewtrusts.org](http://www.pewtrusts.org)



- Promising Practices Network. (n.d.). Head Start: What do we know? (PPN Issue Brief). Retrieved from [www.promisingpractices.net/briefs/briefs\\_headstart.asp](http://www.promisingpractices.net/briefs/briefs_headstart.asp)
- RAND Corporation. (2008). What does economic tell us about early childhood policy? (Research Brief). Santa Monica, CA: Author.
- Reynolds, A. J., Temple, J. A., White, B. A. B., Ou, S-R., & Robertson, D. L. (2011). Age 26 cost-benefit analysis of the Child-Parent Center Early Education Program. *Child Development*, 82(1), pp. 379-404. Retrieved from [onlinelibrary.wiley.com/doi/10.1111/j.1467-8624.2010.01563.x/abstract](http://onlinelibrary.wiley.com/doi/10.1111/j.1467-8624.2010.01563.x/abstract)
- Schweinhart, L. J. (2005). *Lifetime effects: The High/Scope Perry Preschool Study through age 40*. Ypsilanti, MI: High/Scope Press.
- Shonkoff, J. P. (2006, February). The science of early childhood development: Closing the gap between what we know and what we do. (Presentation to Washington state legislators and staff).
- Shonkoff, J. P., & Phillips, D. A. (Eds.). (2000). *From neurons to neighborhoods: The science of early childhood development*. Washington, DC: National Research Council and Institute of Medicine, National Academy Press.
- Speck, E. (2004). *Beyond the mandate: An analysis of a survey of school district early learning programs in Washington state*. Seattle, WA: Economic Opportunity Institute. Retrieved from [www.eoionline.org/early\\_learning/reports/BeyondTheMandate-Sep04.pdf](http://www.eoionline.org/early_learning/reports/BeyondTheMandate-Sep04.pdf)
- State of Washington. (2005). *Washington state early learning and development benchmarks—A guide to young children’s learning and development: From birth to kindergarten entry*. Retrieved from [www.del.wa.gov/development/benchmarks](http://www.del.wa.gov/development/benchmarks)
- U.S. Department of Health and Human Services, Administration for Children and Families. (2006). *Early Head Start benefits children and families*. (Early Head Start Research and Evaluation Project). Washington, DC: Author. Retrieved from [www.acf.hhs.gov/programs/opre/ehs/ehs\\_resrch/reports/dissemination/research\\_briefs/research\\_brief\\_overall.pdf](http://www.acf.hhs.gov/programs/opre/ehs/ehs_resrch/reports/dissemination/research_briefs/research_brief_overall.pdf)
- U.S. Department of Health and Human Services, Administration for Children and Families. (2007). *Head Start Program Information Report (PIR) 2006-07, State Level, Region 10, Washington*.
- U.S. Department of Health and Human Services, Administration for Children and Families. (2010a). *Head Start impact study: Final report*. Washington, DC: Author. Retrieved from [www.acf.hhs.gov/programs/opre/hs/impact\\_study/index.html](http://www.acf.hhs.gov/programs/opre/hs/impact_study/index.html)
- U.S. Department of Health and Human Services, Administration for Children and Families. (2010b). *Head Start Program Information Report (PIR) 2009-10, State Level, Region 10, Washington*.
- Vecchiotti, S. (2001). *Kindergarten: The overlooked school year*. New York, NY: The Foundation for Child Development.
- Washington State Department of Early Learning. (2010). *ECEAP outcomes, 2009-10 school year*. Olympia, WA: Author. Retrieved from [www.del.wa.gov/publications/eceap/docs/ECEAPOutcomesReport09-10.pdf](http://www.del.wa.gov/publications/eceap/docs/ECEAPOutcomesReport09-10.pdf)

Washington State Department of Early Learning, Office of Superintendent of Public Instruction, & Thrive by Five Washington. (2010). P-3 Partnership Implementation Grant: Grant summary. Retrieved from [www.k12.wa.us/earlylearning/default.aspx](http://www.k12.wa.us/earlylearning/default.aspx)

Washington State Department of Early Learning, Office of Superintendent of Public Instruction, & Thrive by Five Washington. (2010). Washington early learning plan. Olympia, WA: Department of Early Learning.

Washington State Office of Community Development. (2001). Early Childhood Education and Assistance Program: An investment in children and families, Years 9 & 10 Longitudinal Study report. Olympia, WA: Author. Retrieved from [www.wsaheadstarteceap.com/documents/ECEAPreport\\_97-98.pdf](http://www.wsaheadstarteceap.com/documents/ECEAPreport_97-98.pdf)

Washington State Office of Superintendent of Public Instruction (OSPI). (2008). Early learning in Washington public schools report. Olympia, WA: Author.

West, J., Malone, L., Hulsey, L., Aikens, & Tarullo, L. (2010). ACF-OPRE report: Head Start children go to kindergarten. Washington, DC: U.S. Department of Health and Human Services, Administration for Children and Families, Office of Planning, Research and Evaluation. Retrieved from [www.acf.hhs.gov/programs/opre/hs/faces/reports/hs\\_kindergarten/hs\\_kindergarten.pdf](http://www.acf.hhs.gov/programs/opre/hs/faces/reports/hs_kindergarten/hs_kindergarten.pdf)

Whitebrook, M., Howes C., & Phillips, D. A. (1989). Who cares? Child care teachers and the quality of care in America. (Executive summary, National Child Care Staffing Study). Oakland, CA: Child Care Employee Project.



## Appendix A: Organizations that Operate ECEAP, 2010-11

ECEAP Contractor	County	Enrollment Slots	Funding
Aberdeen School District	Grays Harbor	189	\$1,253,070
Centralia College	Lewis	94	\$623,502
*Chelan Douglas Child Services	Chelan, Douglas	54	\$376,758
City of Seattle	King	330	\$2,187,900
*Community Child Care Center	Whitman	107	\$709,410
Community Colleges of Spokane	Spokane	642	\$4,256,460
Dayton School District	Columbia	18	\$119,340
*Educational Opportunities for Children and Families	Clark	368	\$2,439,840
*EPIC	Benton, Douglas, Yakima	324	\$2,228,472
ESD 101 - NEW ESD	Adams, Ferry, Lincoln, Pend Oreille, Spokane, Stevens	127	\$842,010
ESD 105 - Yakima	Yakima	31	\$205,530
*ESD 112 - Vancouver	Clark, Klickitat, Pacific	68	\$450,840
*ESD 113 - Sound to Harbor	Mason, Thurston	206	\$1,365,780
*ESD 114 - Olympic ESD	Kitsap	212	\$1,405,560
*ESD 121 - Puget Sound ESD	King, Pierce	2136	\$14,161,680
*Family Servics of Grant County	Grant	20	\$132,600
Granger School District	Yakima	71	\$470,730
Kennewick School District	Benton	151	\$1,001,130
*Kitsap Community Resources	Kitsap	85	\$563,550
*Kittitas County HS/ECEAP	Kittitas	18	\$119,340
Lake Quinault School District	Grays Harbor	16	\$119,340
*Lewis Clark Early Childhood Program	Asotin	74	\$530,654
*Lower Columbia College	Cowlitz	178	\$1,207,196
Manson School District	Chelan	50	\$331,500
*Mid-Columbia Children's Council	Klickitat	18	\$132,714
*Okanogan Co Child Development Assn	Okanogan	47	\$311,610
*Olympic Community Action Programs	Clallam, Jefferson	67	\$464,310
Omak School District	Okanogan	57	\$377,910
*Opportunity Council	Whatcom	79	\$575,594
Richland School District	Benton	36	\$238,680
*Rural Resources	Stevens	32	\$212,160
San Juan County	San Juan	38	\$251,940
Selah School District	Yakima	65	\$430,950

ECEAP Contractor	County	Enrollment Slots	Funding
*Skagit Valley College	Island	108	\$716,040
*Snohomish County	Skagit, Snohomish	951	\$6,305,130
South Bend School District	Pacific	85	\$563,550
St James Family Center	Wahkiakum	24	\$159,120
Wahluke School District	Grant	34	\$225,420
*Walla Walla Public Schools	Walla Walla	76	\$503,880
*Washington State Migrant Council	Adams, Benton, Franklin, Grant, Skagit, Walla Walla, Yakima	736	\$4,879,680
<b>Total: 40 contractors</b>	<b>37 counties</b>	<b>8,022</b>	<b>\$53,450,880</b>

***\*Organizations that also operate Head Start and/or Early Head Start***



## Appendix B: Organizations that Operate Head Start/Early Head Start, 2010-11

Head Start / Early Head Start Grantee	County	Program(s)	Total Slots (w/ ARRA )	Slots w/o ARRA	Total Funding (w/ARRA)	Funding w/o ARRA
Benton Franklin Head Start	Benton, Franklin	HS, EHS	447	447	\$4,196,181	\$3,949,218
*Chelan-Douglas Child Services Association	Chelan, Douglas	HS, EHS, ARRA EHS	294	276	\$3,408,139	\$2,739,607
Children's Home Society of Washington	King, Walla Walla	EHS, ARRA EHS	312	204	\$5,262,568	\$3,070,132
*Community Child Care Center	Whitman	HS	72	72	\$711,661	\$672,878
Denise Louie Education Center	King	HS, ARRA EHS	263	181	\$3,263,585	\$1,626,019
Eastern Washington University	Spokane	EHS	116	116	\$1,943,686	\$1,849,355
Edmonds Community College	Snohomish	HS, EHS	540	540	\$5,699,154	\$5,396,594
*Educational Opportunities for Children and Families	Clark, Cowlitz, Pacific	HS, EHS	619	619	\$6,997,125	\$6,634,293
*Educational Service District 112	Clark	ARRA EHS	60	0	\$1,975,864	987,932
*Educational Service District 113	Grays Harbor, Mason, Thurston	HS	553	553	\$5,907,780	\$5,550,227
*Enterprise for Progress in the Community (EPIC)	Yakima	HS, EHS, ARRA EHS	814	766	\$8,234,175	\$6,262,582
*Family Services of Grant County	Grant	HS, EHS, ARRA EHS	245	209	\$4,106,857	\$2,303,776
First A.M.E. Child Development Center	King	HS, EHS	264	264	\$2,666,284	\$2,517,175
*Kitsap Community Resources	Kitsap	HS, EHS	298	298	\$3,020,590	\$3,020,590
*Kittitas County Head Start / ECEAP Inc.	Kittitas	HS, ARRA EHS	159	105	\$3,111,003	\$988,189
*Lewis-Clark Early Childhood Program (Washington portion)	Asotin	HS, EHS, ARRA EHS	113	93	\$1,435,576	\$566,157
*Lower Columbia College	Cowlitz	HS, ARRA EHS	320	260	\$4,250,070	\$2,314,748
*Mid-Columbia Children's Council, Inc. (Washington Portion)	Klickitat, Skamania	HS, EHS, ARRA EHS	216	194	\$3,060,556	\$1,744,588
Neighborhood House	King	HS, EHS	246	246	\$2,590,249	\$2,443,183

Head Start / Early Head Start Grantee	County	Program(s)	Total Slots (w/ ARRA )	Slots w/o ARRA	Total Funding (w/ARRA)	Funding w/o ARRA
*Okanogan County Child Development Association	Okanogan	HS, EHS, ARRA EHS	255	199	\$3,260,214	\$1,857,112
*Olympic Community Action Programs	Clallam, Jefferson	HS, EHS	178	178	\$2,124,314	\$2,012,361
*Olympic Educational Service District 114	Kitsap	HS, ARRA HS, EHS, ARRA EHS	320	220	\$4,600,799	\$2,353,611
*Opportunity Council	Whatcom	HS, ARRA HS, EHS	281	245	\$3,284,420	\$2,438,100
*Puget Sound Educational Service District 121	King, Pierce	HS, ARRA HS, EHS, ARRA EHS	1,968	1828	\$22,541,552	\$18,047,501
Reliable Enterprises	Lewis	HS, ARRA HS	197	157	\$1,883,373	\$1,325,152
*Rural Resources Community Action	Pend Oreille, Stevens	HS	154	154	\$1,530,180	\$1,446,951
Seattle Public Schools	King	HS	446	446	\$4,354,622	\$4,114,681
*Skagit Valley College	Island, San Juan, Skagit	HS, EHS, ARRA EHS	451	431	\$4,538,656	\$3,841,107
*Snohomish County	Snohomish	ARRA EHS	82	0	\$2,483,905	
Tacoma Public Schools #10	Pierce	HS	563	563	\$5,078,049	\$5,078,049
United Indians of All Tribes Foundation	King	HS, EHS	148	148	\$1,547,914	\$1,460,354
*Walla Walla School District #140	Walla Walla	HS	136	136	\$1,132,215	\$1,033,906
Washington State Community College District #17	Spokane	HS, EHS	879	879	\$9,066,190	\$8,552,287
*Washington State Migrant Council		HS, EHS, ARRA EHS	363	291	\$4,795,886	\$2,763,389
<b>Total: 34 grantees</b>	<b>33 counties</b>		<b>12,372</b>	<b>11,318</b>	<b>\$144,063,392</b>	<b>\$110,961,804</b>

**\*Organizations that also operate ECEAP**

## Appendix C: Tribal Nations/Organizations that Operate American Indian/ Alaska Native Head Start and Early Head Start, 2010-11

Organization/Nation	Counties	Head Start Slots	Early Head Start Slots
Confederated Tribes of The Chehalis Reservation	Grays Harbor	49	35
Coville Confederated Tribes	Ferry, Okanogan	115	
Lower Elwha Klallam Tribe	Clallam	40	24
Lummi Head Start	Whatcom	117	72
Makah Head Start	Clallam	46	32
Muckleshoot Head Start	King	90	
Nisqually Indian Tribe Head Start	Thurston	40	
Nooksack Indian Tribe	Whatcom	64	
Port Gamble S'Klallam Tribe	Kitsap	20	28
Quileute Head Start	Clallam	50	
Quinalt Indian Nation	Grays Harbor	60	36
Samish Indian Nation	Skagit	30	
Skokomish Indian Tribe	Mason	40	
Spokane Tribe of Indians Head Start	Stevens	70	
Suquamish Tribe	Kitsap	36	40
Tulalip	Snohomish		74
Upper Skagit Indian Tribe	Skagit	36	
Yakima Nation Head Start	Yakima	171	
<b>Total: 18 Tribal Nations/ organizations</b>	<b>13 counties</b>	<b>1,074</b>	<b>341</b>

## Appendix D: Organizations that Operate Migrant and Seasonal Head Start, 2010-11

Migrant and Seasonal Program	Counties Served	Total Slots
*Enterprise for Progress in the Community	Benton, Douglas, Yakima	677
*Washington State Migrant Council	Adams, Benton, Franklin, Grant, Okanogan, Skagit, Walla Walla, Whatcom, Yakima	2893
<b>Total: 2 organizations</b>	<b>10 counties</b>	<b>3,570</b>

*\*Organizations that also operate ECEAP, Head Start and/or Early Head Start*



## About this report

This report was prepared by the Head Start State Collaboration Office in the Washington State Department of Early Learning through funding from the U.S. Department of Health and Human Services, Administration for Children and Families, Office of Head Start. The Collaboration Office was created as a single point of contact for both state agencies and local Head Start programs, to inform stakeholders of current services, policies and initiatives and identify opportunities for systems integration.

**Writing, editing:** Rhonda Peterson and John Howell, Cedar River Group

**Graphic design, layout and production:** Kara Klotz, DEL Communications

This document is online at: [www.del.wa.gov/partnerships/head-start](http://www.del.wa.gov/partnerships/head-start)

Head Start State Collaboration Office  
Washington State Department of Early Learning  
P.O. Box 40970  
Olympia, WA 98504-0970  
360-725-4423

[Jennifer.Jennings-Shaffer@del.wa.gov](mailto:Jennifer.Jennings-Shaffer@del.wa.gov)